

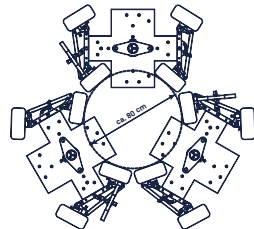
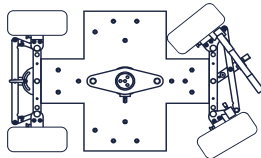
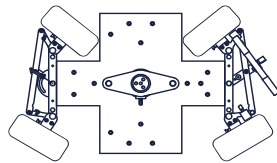
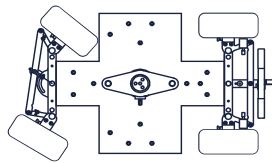
// GF-QUAD DOLLY



GF-5400 GF-Quad Dolly (basic version)

FEATURES



- Provides front, rear and 4-wheel inverted steering
- Removable steering rod with stepless angle adjustment, folds flat for compact storage
- Quick mount levelling Legs
- Quick release pneumatic, track or skateboard wheels (no tools)
- Removable, telescopic push bar
- Fits through doorways with ease (width only 74 cm / 29")
- Lockable steering transmission for perfect straight moves or reproduction of circle shots
- Lightweight, stable design [24 kg / 52 lbs platform weight]
- Constructed of the highest quality CNC machined parts with Hart-Coat® finish



3 steering modes

Smallest circle shot (Ø 80 cm)

Dimensions	Pneumatic wheels	Track wheels
Dolly platform	120 x 74 cm / 47" x 29"	112 x 74 cm / 44" x 29"
With side platforms	120 x 104 cm / 47" x 40"	112 x 104 cm / 44" x 40"
Weight	40 kg / 88 lbs	35 kg / 77 lbs



Extremely fast swap over from pneumatic to track wheels with no tools required. Easily mountable levelling legs.

Further useful features: telescopic push bar, compact transport mode, lockable steering transmission, side platforms with snap lock, steering rod with stepless selection of locking angles

ORDER NUMBERS / PARTS



GF-5401 Connector set for track or skateboard wheels (4 pcs.)



GF-5402 Track wheel set Vulkollan® (4 pcs.)



GF-5403 Skateboard wheel set (4 pcs.)



GF-5003 Turnstile mount



GF-5004 Euro-adaptor mount



GF-5405 Push bar (telescopic)



GF-5406 Platform set (2 pcs.)



GF-5404 Set of levelling legs (4 pcs.)

FURTHER ACCESSORIES

AL-2210	Seat arm combined 10 cm / 4"
AL-2220	Seat arm combined 20 cm / 8"
AL-2230	Seat arm combined 30 cm / 12"
AL-2211	Seat arm vertical 10 cm / 4"
AL-2212	Seat arm vertical 20 cm / 8"
AL-2213	Seat arm vertical 30 cm / 12"
AL-2240	Connection pin 25 mm
AL-2240/1	Connection pin 25 to 28 mm
AL-1031	Dolly seat
AL-1031/1	Dolly seat (off-centre)

For this product there is a custom designed flight case available!



Accessories Track wheel set, platforms and
K-1503 Euro-adaptor mount **K-1516**

SETUPS



GF-Quad Dolly with adjustable gas riser



GF-Quad Dolly with GF-Mini Jib and levelling legs



GF-Quad Dolly with telescopic push bar and track wheels on GF-Track



GF-Quad Dolly with GF-Mini Jib and side platform